

TECHNICAL DATA SHEET

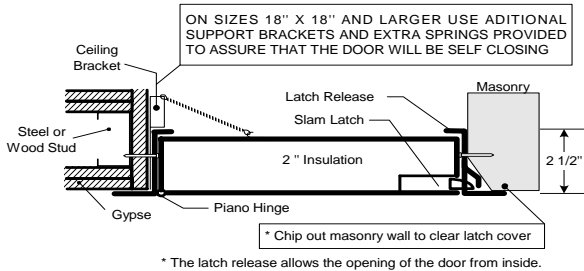


Phone: 516.294.1801
 Fax: 516.294.1828
 350 Thorens Avenue
 Garden City Park, NY 11040
 www.metropolitandoor.com

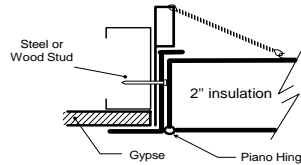
MODEL PFI FIRE RATED & INSULATED ACCESS DOOR

INSTALLATION (WALL, CEILING AND FLOOR)

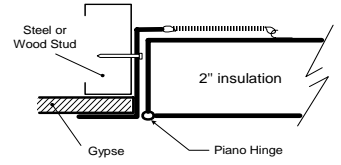
RECOMMENDED CEILING INSTALLATION PROCEDURE FOR 3 HOUR RATING



RECOMMENDED CEILING INSTALLATION PROCEDURE FOR 1 HOUR RATING

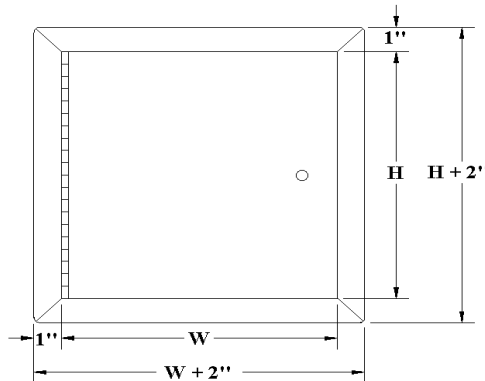


RECOMMENDED WALL INSTALLATION PROCEDURE FOR 1 HOUR RATING



DIMENSION AND APPEARANCE

DOOR SIZE W x H (IN)	WALL / CEILING OPENING (IN)	NUMBER OF LOCKS	SHIP WEIGHT (LBS) (KG)	
8 x 8	8 1/4 x 8 1/4	1	7	3.2
12 x 12	12 1/4 x 12 1/4	1	10	4.5
16 x 16	16 1/4 x 16 1/4	1	14	6.4
18 x 18	18 1/4 x 18 1/4	1	17	7.7
22 x 22	22 1/4 x 22 1/4	1	20	9.1
22 x 30	22 1/4 x 30 1/4	1	30	13.6
22 x 36	22 1/4 x 36 1/4	2	34	15.5
24 x 24	24 1/4 x 24 1/4	1	24	10.9
24 x 36	24 1/4 x 36 1/4	2	36	16.4
*24 x 48	24 1/4 x 48 1/4	2	68	30.9
*32 x 32	32 1/4 x 32 1/4	2	43	19.5
* 36 x 36	36 1/4 x 36 1/4	2	50	22.7
*48 x 48	48 1/4 x 48 1/4	2	108	49.1



* not available for ceiling rating
 (Special sizes available upon request)
Max. size to maintain fire rating: 24" x 36" (ceiling); 48" x 48" (wall).

DESCRIPTION AND MATERIAL SPECIFICATION

Fire Rating: 2 hour fire barrier, 1 1/2 hour B label, maximum temperature rise after 30 minutes 250° F (139° C) after 60 minutes 450° F (250° C) Warnock Hersey file #: L-14031 for ceiling one (1) hour combustible rating and three (3) hour non-combustible rating MEA # 507-06-M

For wall: in conformance with the following codes: UL10b, UL-555, ASTM E152, NFPA 252 & ULC-S104

For ceiling and floor: in conformance with the following code: UBC 43-7 for ceiling installation

Material: satin coated steel 16 gauge frame and 20 gauge door

Insulation: mineral wool

Hinge: continuous piano hinge allows opening to 165°

Lock / latch: self latching tool-key operated latch and /or ring operated latch, both included

Inside panel release: standard on all doors

Automatic panel closer: standard on all doors

Finish: phosphate dipped steel with Sherwin-Williams high quality grey powder coat primer

Packaging: wrapped individually in a box

Options:

Floor door: All 16 gauge steel with door reinforcements

Material: stainless steel 304 #4 (brushed finish)

Lock / latch: cylinder lock and key, handle operated cam latch, mortise preparation for cylinder lock (cylinder optional) allen key

FIRE RATING CERTIFICATION



PROJECT DATA

Project name :	Qty	W	H	# of locks	Finish
Architect :					
Dealer :					
Contractor :					
Location :					
Date :	Special instructions :				
Tagging Instructions :					
CUSTOMER APPROVAL: _____					
					DATE: _____